



WELCOME

A Guide to Your Local Water Provider



Welcome to Rainbow Water

Rainbow Water is proud to deliver water and wastewater services to the community. Situated between scenic rolling hills, the community is home to a longstanding tradition of rural lifestyle and robust agriculture production.

The area's unique topography and zoning allow residents to enjoy relief from the overcrowding of city life. However, the less densely populated area results in fewer customers than the more populous urban areas to share the cost of maintaining critical water and wastewater infrastructure that supports our community.

Commitment to Service

Delivering safe and reliable water while maintaining fiscal responsibility is an essential part of Rainbow Water's commitment to service. Periodic rate adjustments are necessary to meet the demands of maintaining and improving infrastructure to ensure water reliability for ratepayers.

Rainbow Water is committed to continuously improving water infrastructure to meet the needs of our ratepayers and prepare for water emergencies.

Agency Overview

Founded in 1953, Rainbow Water treats and delivers water to over 8,800 water customers and 3,260 sewer customers within an 82-square mile service area. As a small government agency, Rainbow Water works tirelessly to maintain service 24 hours a day and 365 days per year.

Incorporated: December 30, 1953

Mission: To provide our customers reliable, high quality water and water reclamation service in a fiscally sustainable manner.

Imported Water Sources: Water is imported from the Robert A. Skinner Treatment Plant in Temecula, Riverside County. Water is sourced from the Metropolitan Water District from the Northern Sierra Mountains through the State Water Project, and the Rocky Mountains through the Colorado River Aqueduct.

Service Area: Rainbow Water has a service area of 82-square miles, or over 52,000 acres, comprised of the communities of Rainbow, Bonsall and portions of Fallbrook, Vista, Pala, and Oceanside.

Water Wholesaler: San Diego County Water Authority (1954-2024), Eastern Municipal Water District (2025-future)



Distribution System
Water Main:
344 miles of pipelines



Sewer Facilities
Lift Stations: 8
Sewer Main:
60 miles of pipelines



Water Facilities
Pump Stations: 6
Reservoirs: 3
Storage Tanks: 13

A Guide to Understanding Your Water Bill

Understanding your water bill and rates can be challenging. Many customers wonder what the charges are related to and how it applies to the monthly bill.

Invoice Terms and Charges

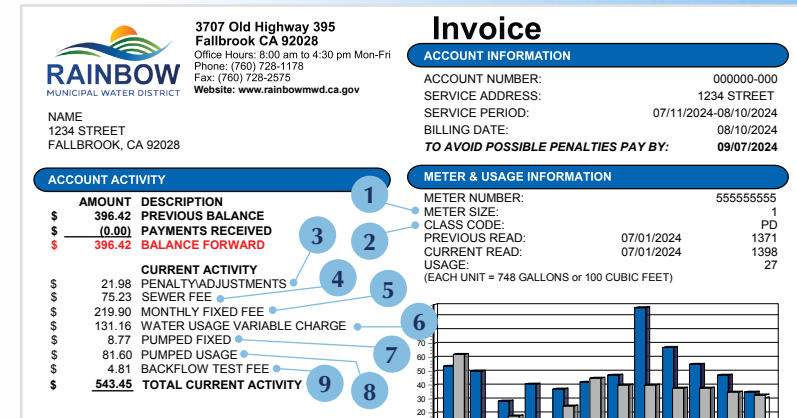
To help better understand the fees, a sample invoice is shown at right and below is a guide to explain the items found on the monthly invoice.

- 1 **Meter Size:** Water meters vary in size from 5/8" up to 6".
- 2 **Class Code:** The customer classification code determines which rates apply and are categorized in the following codes:
 - Agriculture (AG), Agriculture with Residence (AD)
 - Permanent Special Agricultural Water Rate - PSAWR domestic (PD) and PSAWR commercial (PC)
 - Single-family (SFR), multi-family (MF), commercial (CM), and Institutional (INS)
- 3 **Penalty & Adjustments:** Revisions to previous billing are applied and may include adjustments due to a leak or inaccuracies in billing.
- 4 **Sewer Fee:** The monthly fixed charge for wastewater services is based on home size (equivalent dwelling unit) to represent the estimated sewer flows.
- 5 **Monthly Fixed Fee:** The monthly fixed fee is based on meter size to recover the fixed costs the District incurs to operate and maintain its water storage and delivery system, and the fixed costs our wholesaler imported water provider charges the District to maintain the system to bring water into region. Fees include the costs to maintain and replace mainlines, meters, valves, and storage reservoirs, and fixed charge pass-through from our wholesale water provider.
- 6 **Water Usage Variable Charge:** The charge is based on the actual amount of water consumed in the billing period and recovers the cost the District has to pay to buy each unit of imported water from its wholesaler, and recovers variable costs the District pays to maintain its own infrastructure.
- 7 **Pump Fixed:** The fixed fee recovers the cost to maintain pump stations that move water to service areas located at higher elevations.
- 8 **Pump Usage:** The usage variable charge recovers energy costs to customers who reside in higher elevation pump zones that require water to be pumped in order to receive water service.
- 9 **Backflow Test Fee:** The charge refers to costs associated from the backflow program for ratepayers requiring backflow devices to help regulate water flow.

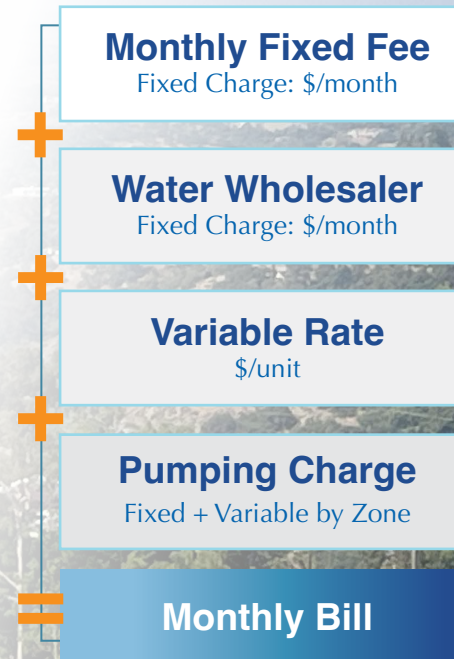
The Billing Cycle

Rainbow MWD has a monthly billing cycle for permanent and temporary meters. The monthly bill is calculated based upon fixed charges, variable rates, and pumping charges.

Sample Invoice



Overview of Charges



MONTHLY WATER AND WASTEWATER SERVICE RATES

Rates Effective 7/1/2024

Monthly Fixed Charges

| SINGLE FAMILY, MULTI-FAMILY, COMMERCIAL, & INSTITUTIONAL | | |
|--|------------|-----------------------|
| Capacity Class | Meter Size | Monthly Fixed Charges |
| A | 5/8" | \$96.76 |
| B | 3/4" | \$96.76 |
| C | 1" | \$157.20 |
| D | 1.5" | \$308.26 |
| E | 2" | \$489.56 |
| F | 3" | \$1,063.64 |
| G | 4" | \$1,909.66 |
| H | 6" | \$3,934.07 |

| AGRICULTURAL AGRICULTURAL WITH RESIDENCE | | |
|--|------------|-----------------------|
| Capacity Class | Meter Size | Monthly Fixed Charges |
| A | 5/8" | \$151.70 |
| B | 3/4" | \$151.70 |
| C | 1" | \$248.77 |
| D | 1.5" | \$491.42 |
| E | 2" | \$782.61 |
| F | 3" | \$1,704.68 |
| G | 4" | \$3,063.53 |
| H | 6" | \$6,315.07 |

| PERMANENT SPECIAL AGRICULTURAL WATER RATE (PSAWR) | | |
|---|------------|-----------------------|
| Capacity Class | Meter Size | Monthly Fixed Charges |
| A | 5/8" | \$134.38 |
| B | 3/4" | \$134.38 |
| C | 1" | \$219.90 |
| D | 1.5" | \$433.69 |
| E | 2" | \$690.23 |
| F | 3" | \$1,502.61 |
| G | 4" | \$2,699.81 |
| H | 6" | \$5,564.54 |

| FIXED PUMPING CHARGES | |
|-----------------------|-----------------------|
| Fixed Pumping Charges | Total Rate per Month+ |
| All Pumping Zones | \$8.77 |

| BACKFLOW TESTING | |
|------------------|-----------------|
| Meter Size | Monthly Charge* |
| 5/8" - 2" | \$4.81 |
| 3" - 6" | \$8.14 |

| WASTEWATER FIXED CHARGES | |
|--|---------|
| Monthly Sewer Service Charges per EDU^ | |
| All Customer Classes | \$75.23 |

Monthly Variable Charges

| WATER VARIABLE CHARGES | |
|------------------------------------|----------------------|
| Customer Class | Total Rate per Unit* |
| Single Family Residence | \$6.23 |
| Multi-Family | \$6.23 |
| Commercial | \$6.23 |
| Institutional | \$6.23 |
| Construction | \$6.23 |
| Agriculture w/ Residence | \$5.18 |
| Agriculture | \$5.18 |
| PSAWR Domestic Tier 1 (1-22 Units) | \$5.18 |
| PSAWR Domestic Tier 2 (22+ Units) | \$4.46 |
| PSAWR Commercial | \$4.46 |

| VARIABLE PUMPING CHARGES+ | | |
|---------------------------|-----------------|----------------|
| Zone # | Pumping Zone | Rate per Unit* |
| 1 | Rainbow Heights | \$2.72 |
| 2 | ID U-1 | \$1.45 |
| 3 | Vallecitos | \$0.27 |
| 4 | Northside | \$0.14 |
| 5 | Morro Tank | \$0.37 |
| 6 | Huntley | \$1.46 |
| 7 | Magee Tank | \$0.74 |

- + Pumping charges apply to ratepayers who reside at higher elevations that require water to be pumped in order to provide service.
- * 1 unit of water = 748 gallons
- * Charges apply to ratepayers with a backflow devices
- ^ Charge per equivalent dwelling unit for customers connected to the District's sewer system



MISCELLANEOUS SERVICE FEES AND CHARGES

Rates Effective 7/1/2024

| ITEM | CHARGE |
|---|--|
| Delinquency Rate | 5% for first month, 1.5% thereafter |
| Returned Check | \$30.00 |
| Locked Meter Turn-on Fee | \$50.00 |
| After Hours Turn-on Fee | \$75.00 |
| Cut Padlock Fee | \$22.00 |
| Fire Standby Charge (monthly) | \$5.00 |
| Bypass Meter (monthly) | \$10.00 |
| Fire Service Only Meter | \$10.00 |
| 48 Hour Notice | \$40.00 |
| Tax Roll Fee Unpaid Water/Sewer Charges | \$45.00 |
| Backflow Inspections | \$11.00 |

| ITEM | CHARGE |
|--|----------|
| Backflow Testing Monthly Charge | |
| 5/8" to 2" | \$4.81 |
| 3" to 6" | \$8.14 |
| Meter Testing Charge | |
| 1" or smaller | \$50.00 |
| 1.5" to 2" | \$71.00 |
| 3" to 6" | \$225.00 |
| Service Availability Letters | |
| Minor Subdivision | \$150.00 |
| Major Subdivision | \$250.00 |



RAINBOWMWD.CA.GOV



WATER & WASTEWATER CAPACITY FEES

Rates Effective 6/25/2024

Water Capacity Fees

| Capacity Class | Meter Size | Max HCF/Mo | MATERIAL METER COST | CAPACITY | CAPACITY | TREATMENT | TOTAL | INSPECTION DEP | TOTAL |
|----------------|------------|------------|---------------------|---------------|--------------|-------------|---------------|----------------|--------------|
| | | | RMWD | RMWD | SDCWA | SDCWA | RMWD/SDCWA | RMWD Deposit | |
| A | 5/8" | 30 | \$ 228.00 | \$ 7,891.00 | \$ 5,700.00 | \$ 159.00 | \$ 13,978.00 | \$ 1,100.00 | \$ 15,078.00 |
| B | 3/4" | 50 | \$ 267.00 | \$ 13,151.00 | \$ 5,700.00 | \$ 159.00 | \$ 19,277.00 | \$ 1,100.00 | \$ 20,377.00 |
| C | 1" | 80 | \$ 355.00 | \$ 21,041.00 | \$ 9,120.00 | \$ 254.00 | \$ 30,770.00 | \$ 1,100.00 | \$ 31,870.00 |
| D | 1.5" | 130 | \$ 693.00 | \$ 34,192.00 | \$ 17,100.00 | \$ 477.00 | \$ 52,462.00 | \$ 1,100.00 | \$ 53,562.00 |
| E | 2" | 300 | \$ 693.00 | \$ 78,904.00 | \$ 29,640.00 | \$ 827.00 | \$ 110,064.00 | \$ 1,100.00 | \$111,164.00 |
| F | 3" | 600 | \$ 1,826.00 | \$ 157,807.00 | \$ 54,720.00 | \$ 1,526.00 | \$ 215,879.00 | \$ 1,100.00 | \$216,979.00 |
| G | 4" | 1,000 | \$ 2,288.00 | \$ 263,012.00 | \$ 93,480.00 | \$ 2,608.00 | \$ 361,388.00 | \$ 1,100.00 | \$362,488.00 |

Sewer Capacity Fees

Fees for residential only - all other land use types will be calculated on a case by case basis.

| EDU | LAND USE FACTOR | LIVING AREA (SQ FT) | EXPANSION | UPGRADE | TREATMENT | TOTAL | INSPECTION DEP | TOTAL |
|-----|-----------------|---------------------|--------------|-------------|-------------|--------------|----------------|--------------|
| 0.8 | HOUSE | ≤1,250 | \$ 11,268.00 | \$ 2,120.00 | \$ 900.00 | \$ 14,288.00 | \$ 1,100.00 | \$ 15,388.00 |
| 1.0 | HOUSE | 1,251 to 2,000 | \$ 14,085.00 | \$ 2,650.00 | \$ 1,125.00 | \$ 17,860.00 | \$ 1,100.00 | \$ 18,960.00 |
| 1.2 | HOUSE | 2,001 to 3,000 | \$ 16,902.00 | \$ 3,180.00 | \$ 1,350.00 | \$ 21,432.00 | \$ 1,100.00 | \$ 22,532.00 |
| 1.5 | HOUSE | 3,001 to 4,500 | \$ 21,127.00 | \$ 3,975.00 | \$ 1,688.00 | \$ 26,791.00 | \$ 1,100.00 | \$ 27,890.00 |
| 2.0 | HOUSE | 4,501 to 6,000 | \$ 28,170.00 | \$ 5,300.00 | \$ 2,251.00 | \$ 35,721.00 | \$ 1,100.00 | \$ 36,821.00 |

Water Capacity Notes

1. All materials other than the meter are to be provided and installed by a private contractor with an "A" license. Refer to RMWD Standard Drawing W-1.
2. Backflow preventor (R/P Device) requirement is determined by the District's Cross Connection Control Technician.
3. For Capacity Class A, lot sizes must be less than 5,000 sqft (0.11 acre) with irrigation area less than 1,000 sq ft.
4. For Capacity Class B, lot sizes must be less than 21,780 sq ft (0.5 acre).
5. Inspection deposit required for single service installations only, developments with improvements pay separate inspection fee per Ord. 15-05.
6. A \$465 per sheet plan check fee is required per Ord.22-11. Plans to be completed and ready for review at application submittal.

Sewer Capacity Notes

1. All Materials to be provided and installed by a private contractor with an "A" license. Refer to RMWD Standard Drawing S-8.
2. Inspection deposit required for single service installations only, developments with improvements pay separate inspection fee Per Ord. 15-05.
3. For all other land use factors see Exhibit 1 of Ord. 24-08.
4. A \$465 per sheet plan check fee is required per Ord.22-11. Plans to be completed and ready for review at application submittal.
5. Residences with more than 6,000 square feet will be calculated on a case by case basis.






CELEBRATING 70 YEARS OF
SERVICE TO THE COMMUNITY



Stay Connected

Contact Customer Service: 760.728.1178
Office Hours: Monday - Friday, 8:00 a.m. - 4:30 p.m.



3707 OLD HIGHWAY 395, FALLBROOK, CA 92028
760.728.1178 | RAINBOWMWD.CA.GOV